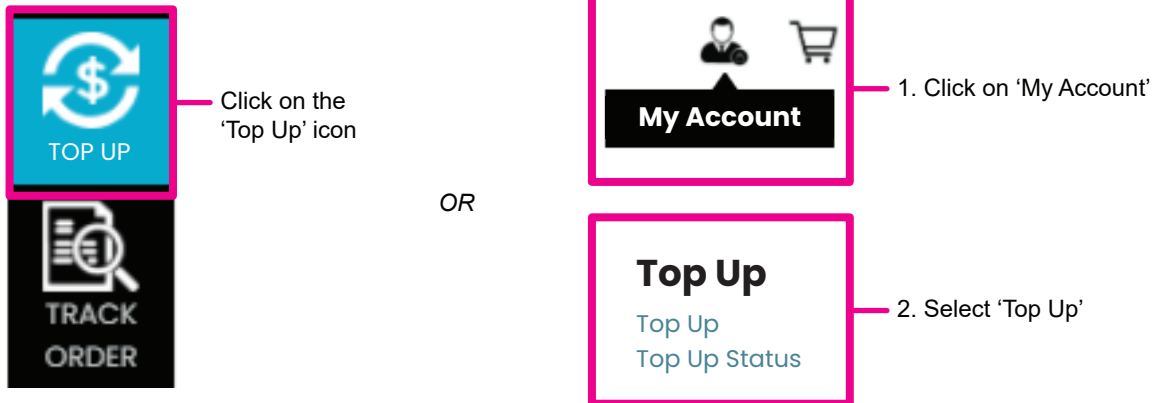
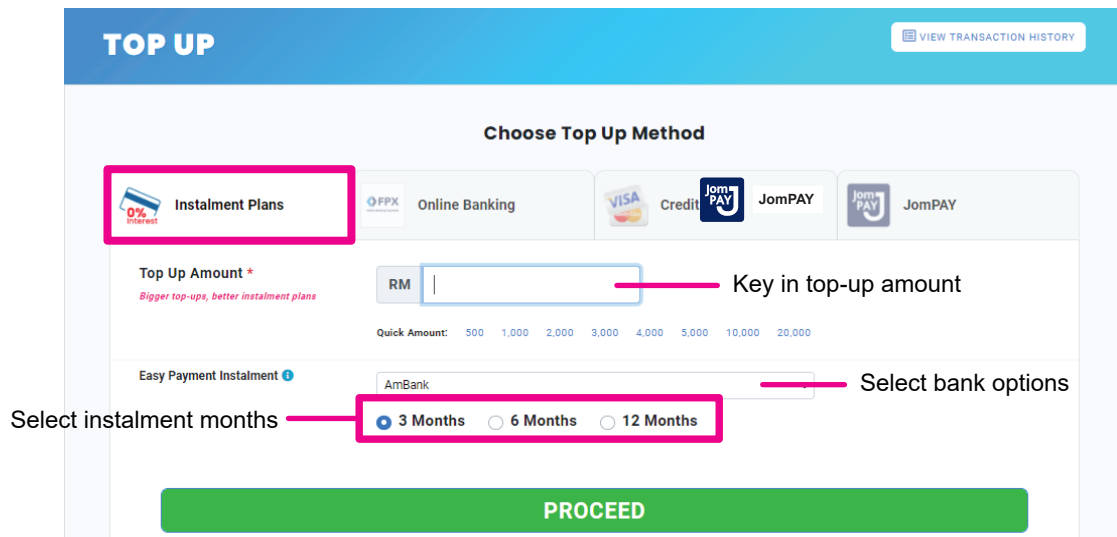


## Step 1:

(a) Navigate to Excard's 'Top-Up' page




(b) Select 'Instalment Plans'



## Step 2: Enter your payment details to complete the transaction.

### Example

Verified by **VISA** **MasterCard** **SecureCode**



**Secure Payment Page**

Please key in your card details to complete your purchase. All fields are mandatory and must be completed before your payment can be processed. All information exchange is secured.

Payment window timeout: 04:43

**Please enter your card details**

Please enter your card details

**Instalment**

3 Month(s)

**Name On Card**

\_\_\_\_\_

Please enter name as stated on card

**Card Number**

\_\_\_\_\_-\_\_\_\_\_-\_\_\_\_\_-\_\_\_\_\_

**Your transaction summary**

Merchant Name	EXCARD-ECOMM-EPP3
Amount	MYR 1000
Description	Reload Amount
Instalment Term	3 Month(s)
Merchant Transaction ID	747291

We comply with all applicable privacy laws. All information collection on our web pages will remain private and confidential. Please note that by submitting your personal information to us, you consent to our privacy statement that governs your account.

Step 3: You will receive a notification on the website/email/mobile app if the transaction is successful.

---

