

Go to ORDER Now > Select the product you wish to order and choose product specification. Here, we are using Business Card as an example. (Order Now > Business Card > Litho Offset)

Step 01 - Select your product specifications.

Product Specifications	Shopping Cart	Upload Artwork	Place Order
Print Method	Litho <input type="button" value="▼"/> Offset		
Product	Business Card <input type="button" value="▼"/>		
Package	<input checked="" type="radio"/> Normal <input type="radio"/> 2in1 <input type="radio"/> 3in1 <input type="radio"/> 4in1 <input type="radio"/> 5in1 <input type="radio"/> 6in1 <input type="radio"/> 7in1 <input type="radio"/> 8in1 <input type="radio"/> 9in1 <input type="radio"/> 10in1		
Size	86mm x 52mm <input type="button" value="▼"/>		
Note : Standard process day(s) : 2 day(s) for orders placed before 5pm. If you wish us to rush your order, please select the Rush Order option above. Terms & Conditions apply			
Nett Price (RM) : 19.90			
<input type="button" value="Add To Favourites"/>		<input type="button" value="Add to Cart"/>	<input type="button" value="Express Order"/>

Click to your add your favourites order specification.




Click Add to Cart.

Click to direct access to page upload your artwork file & submit order.

Step 02 - Product specification you selected and wish to order will keep in Shopping Cart. You can view the order details, change product specification and upload artwork with one click.

2.1

Shopping Cart

Product Specifications	Shopping Cart	Upload Artwork	Place Order								
	<table border="1"> <thead> <tr> <th>Items</th> <th>Price(RM)</th> <th>Shipping To</th> <th>Delete</th> </tr> </thead> <tbody> <tr> <td> <div> <input type="checkbox"/>  <div> Business Card - Normal 260 pcs / 4 Sides Printing View Details Change Specs Upload </div> </div> </td> <td>19.90</td> <td>West M'sia</td> <td>[Delete]</td> </tr> </tbody> </table>	Items	Price(RM)	Shipping To	Delete	<div> <input type="checkbox"/>  <div> Business Card - Normal 260 pcs / 4 Sides Printing View Details Change Specs Upload </div> </div>	19.90	West M'sia	[Delete]		
Items	Price(RM)	Shipping To	Delete								
<div> <input type="checkbox"/>  <div> Business Card - Normal 260 pcs / 4 Sides Printing View Details Change Specs Upload </div> </div>	19.90	West M'sia	[Delete]								

Click Upload Artwork to upload your artwork file.

Click Change Specs to Change Product Specification. Back to select product specification.

View Details

Normal

Print Process : Litho Offset
 Product : Business Card
 Date Order : 09-01-2012 10:05:49
 Size : 86mm x 52mm
 Quantity (pcs) : 300
 Paper : Art Card 260gsm (2 sides coated)
 Print Colour : 4C
 Finishing : Matte Laminate (Both)
 Front Artwork File :-
 Back Artwork File :-

Tip: You can access the Shopping Cart by clicking the word 'Shopping Cart' beside the trolley icon as shown here.

Shopping Cart (25)

Pending Job : 1
 Premium Level : 4
 Sales Term : 15 Dec 11 - 14 Jan 12

My Message Board : 3
 Sales : RM 0.00
 Balance : RM 00.00

2.2 Upload you artwork file.

Product Specifications Shopping Cart **Upload Artwork** Place Order

Accepted upload file format : pdf,jpg,jpeg,tiff,zip

Front

Back

Click Browse to select the file you want to upload.

Choose the file upload method that is most suitable for your file size.

Click on the pending criteria that you wish to 'Just Proceed' for your artwork.

Please click on the criteria that you wish to "Just Proceed" for this artwork:
(Please ignore this if you wish us to notify you if your artwork contains any of these errors.)

☐ Select All

☐ Artwork contains low resolution image(s) (dpi)

☐ Similar colour less than 10%

☐ Colour tints (toning) less than 10%

☐ Appearance of White Line

☐ No Bleeding

☐ Artwork contains RGB Colour Mode

☐ Artwork contains Pantone Colour Mode

☐ Spot UV Full Bleed

☐ Spot UV artwork in JPEG file

Select the "Just Proceed Criteria" you want by clicking the check box.

Back to Shopping Cart Submit

Click back to shopping cart list. You can tick and check out more than one.

Click submit to submit you artwork.

2.3

All PDF/artwork files must be uploaded to the EXCARD server for inspection by EXCARD's auto preflight software to ensure compliance with our selected PDF quality specifications before ordering. Use the UPLOAD FILE TOOL at the bottom to check your file. Once checking is completed, the result will appear in the PREFLIGHT REPORT SUMMARY table.

NOTE: All files uploaded to the EXCARD server will be removed after 72 hours.

Preflight Report Summary

Click Browse and select the artwork file you want to upload.


Upload

Note : Artworks that contain Pantone colour to indicate perforation line for BIZ-Documents and hot-stamping for Business Card will receive an "Artwork Failed" report due to "Artworks contain Pantone/RGB colour mode". In such a case, please ignore report and proceed as normal

File Name	Upload Date	File Size	Status	Report	Pick
<input type="checkbox"/> [Image Placeholder]	16/01/2012 11:14:31 AM	63.56 KB	✓		Select


00221460_12080_1_Landscape_RoundCorner.pdf

2.4

Product Specifications	Shopping Cart	Upload Artwork	Place Order
<div> <div>  <p>Accepted upload file format : pdf,jpg,jpeg,tiff,zip</p> <p>Preflight (?)Note</p> <p>Browse</p> </div> <div> <p>(E226213) Business card.pdf</p> <p>Please click on the criteria that you wish to "Just Proceed" for this artwork: (Please ignore this if you wish us to notify you if your artwork contains any of these errors.)</p> <p><input type="checkbox"/> Select All</p> <p><input type="checkbox"/> Artwork contains low resolution image(s) (dpi)</p> <p><input type="checkbox"/> Similar colour less than 10%</p> <p><input type="checkbox"/> Colour tints (toning) less than 10%</p> <p><input type="checkbox"/> Appearance of White Line</p> <p><input type="checkbox"/> No Bleeding</p> <p><input type="checkbox"/> Artwork contains RGB Colour Mode</p> <p><input type="checkbox"/> Artwork contains Pantone Colour Mode</p> </div> </div> <div> Back to Shopping Cart Submit </div>			

Click Submit to submit your artwork.

Step 03 - Click the check box of the artwork you would like to check out.


Shopping Cart				
Product Specifications	Shopping Cart	Upload Artwork	Place Order	
<input type="checkbox"/>	Items	Price(RM)	Shipping To	Delete
<input checked="" type="checkbox"/>	 <p>Business Card - Normal 300 pcs 1 Sided Printing View Details Change Specs Change Artwork</p>	18.80	West M'sia	[Delete]
Continue Shopping Check Out				

Shopping Cart T&C

You can check out more than one item (Litho Offset or Digital Offset). Please ensure all items are shipped to same region (either WM or EM).

Place order with click 'Check Out'.

Step 04 - Review all details and submit order.

Product Specifications		Shopping Cart		Upload Artwork		Place Order	
No	Items	Price(RM)	Shipping To				
1	 <p>Business Card - Normal - Offset 88mm x 52mm 300 pcs View Details</p>	18.80	West M'sia				

Delivery Schedule	Order Received	Shipment Date (Exit EXCARD)	*Delivery Date (Arrival of Goods)
	Before 5 pm	11-01-2012	12-01-2012
	After 5 pm	12-01-2012	13-01-2012
	*Subject to delivery area see list of areas that require additional delivery days		

*Delivery Date is according to the item in your group order with the longest delivery time.
 *Items PENDING will affect Delivery Date of order.

Order Discount Voucher	
Voucher Code <input type="text"/>	Apply Voucher
	0.00

Delivery Information	
<input checked="" type="radio"/> Default address (as in profile) 8A ABIM (EXHIBIT) 25-A, 2ND FLOOR, JALAN SS 2/28B (MIDVALLEY VENTURE)	

Review all details and click this disclaimer check box to proceed with the order. Next, click Submit Order.

☒ I confirm that I have read and understood all the Terms and Conditions.

[Back](#) [Submit Order](#)

Click back to shopping cart list.

You can verify your order slip at My Account > My Order > Track Order

You are here > My Account > My Order > Track Order

Track Order

Order Ref # :

Job # :

Order Status :

Date Order From : / /

Date Order To : / /

TRACK DELIVERY STATUS
 Click on your order consignment number to view status of your delivery. (Note: You will be redirected to our courier service provider's website where your parcel details will be automatically displayed for your reference.)
 You need Adobe Reader to view this Order Slip. [Download Adobe Reader for free now.](#)

1 record(s) found.

Order Ref #	Order Date	Job #	Order Status	Job Status	Date Delivery (Arrival of Goods)	Product	Amount (RM)	Consignment #	Feedback
889051-1481901112	16-01-2012 14:44:59	2226-421941	New		27-01-2012	Business Card	36.80		create