



PRODUCT SPECIFICATION

Size	Package	Paper Type		Print Side	Print Colour (Front + Back)	Ups per Fan	Layer	Quantity (pcs)	Process Days (excluding order day & receive day)	
		Layer Sequence	Material							
242mm x 280mm (9.5" x 11")	Multi-layer Computer Form	Top Layer	NCR Black Image Top: White 55gsm, Yellow 55gsm, Green 55gsm, Pink 55gsm, Blue 55gsm, White 80gsm	Front side only		1 2 3	2 3 4 5	2,000 3,000 5,000 10,000 20,000	9 days	
		Middle Layer	NCR Black Image Middle: White 50gsm, Yellow 50gsm, Green 50gsm, Pink 50gsm, Blue 50gsm							
		Bottom Layer	NCR Black Image Bottom: White 55gsm, Yellow 55gsm, Green 55gsm, Pink 55gsm, Blue 55gsm, White 80gsm							
	Single Layer Computer Form	Single Layer	Simili Paper 60gsm		- 1C + 0 - 2C + 0 - 4C + 0	1 2 3	1			
	Pay Slip** 3	Top Layer**1	NCR Black Image Top White 55gsm			- 1C + 0 - 2C + 0	2			3
		Middle Layer**2	NCR Black Image Middle White 80gsm							
		Bottom Layer**2	NCR Black Image Bottom White 80gsm							

Remarks:

**1. Member must provide the artwork for the Top Layer as well. Overall, member must provide 3 different artwork for Top, Middle and Bottom Layer.

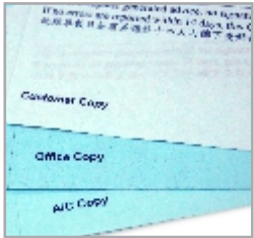
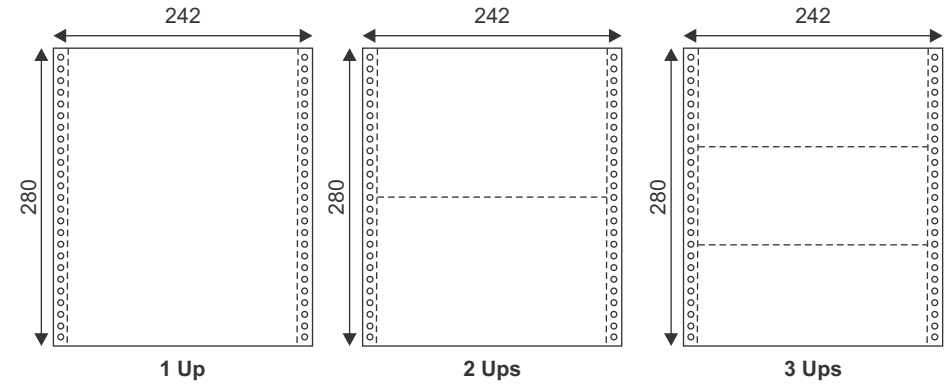
**2. Pay Slip comes with default black & white security tinting on the back of the middle and bottom layer.

3. For Pay Slip printing specification, kindly refer to **Artwork Specs : Guideline for preparing Computer Form artwork.



PRODUCT SPECIFICATION


Finishing (Optional - Applicable only for Multi-layer computer form)		
Copy Change (Applicable only for 1C & 2C Printing)		Numbering
English Font	Chinese Font	
Font Colour: 1 Colour (MUST BE selected from printing colour) Font: Arial in caps Font Size: 8pts - max 19 characters 10pts - max 15 characters 12pts - max 13 characters	Font Colour: 1 Colour (MUST BE selected from printing colour) Font: 经典繁平黑 Font Size: 8pts - max 17 characters 10pts - max 14 characters 12pts - max 11 characters	4 - 7 digits (RED colour) ** The last digit MUST always begin with 1 Example : 0001 00101 000501



Copy Change




Numbering


Security Tinting
(confusing)** 2 & 3

Standard for all
Dot-matrix printer


Side Perforation



Security Seal Pay Slip

Remarks:

**1. Numbering will be printed in RED for on first layer. The numbering on the subsequent layer(s) will be a carbon copy of first layer.

**2. For Pay Slip Package, Security Tinting (confusing design) is compulsory applicable to middle layer and bottom layer.

**3. Color for Security Tinting (confusing design) is NBLK 0001 (Black).