

PRODUCT SPECIFICATION

Selected Size (mm)	Paper Material	Print Side & Print Colour	Finishing		Quantity (pcs)	Process Days (excluding order day & receive day)
			Compulsory	Optional		
CD Sticker CDS001 115mm x 115mm	- Mirror Kote - Printing Paper	1 side - 1C (Front) Cyan / Magenta / Black - 4C (Front)	Die-Cutting	Not available	<p>10 > 100 (increment by 10)</p> <p>150 > 1,000 (increment by 50)</p> <p>1,500 > 5,000 (increment by 500)</p> <p>6,000 > 10,000 (increment by 1,000)</p> <p>15,000 > 30,000 (increment by 5,000)</p> <p>*other qty refer to: Min qty: 10pcs</p> <p>Max qty: 30,000pcs</p>	<p>Normal Order First 3,000pcs</p> <p>Each Subsequent 3,000pcs +1 day Max Quantity: 30,000pcs</p> <p>*Each subsequent 3,000pcs +1day is subject to maximum 3 days with any quantity after 2 days. Hence, quantity from 12,000 onward maximum 3 days.</p>

Note:

- Goods will be delivered in original working sheet size (contain few pieces in one Sheet) for Standard Shape, Round, Custom Die-Cut and CD Sticker.
- 4C = C,M,Y,K or Full Colour (Not provide white colour printing).
- 1C = C/M/K either 1 colour with toning from 10% to 100%.

Remark Sticker Usage:

- Colour Protective Finishing (Gloss / Matte Lamination, UV Varnish, Gloss Water-based Varnish) are added in order to protect stickers from scratches, surface dirt and extent sticker's shelf life (except Printing Paper stickers).
- Sticker that want to apply on curve surface (eg: bottle) is advice not to apply Gloss / Matte lamination as it will affect the glue adhesion at edge.
- Sticker used only on flat, dry and smooth surface.
- Unsuitable for outdoor use.
- Best durability when used in room temperature.
- Non removable.
- Mirror Kote sticker may apply Gloss or Matte Lamination for water-resistance surface.
- Synthetic Paper is applicable for low temperature environment (Fridge).

Precautions:

- Remove all oil, moisture and dirt from substrate surface before applying.
- Please apply pressure fairly (or with a roller) to sticker surface when applying to make sure the glue is adhesive to substrate surface.
- Please allow the sticker to sit at least half an hour after adhered on substrate surface.
- Please store the sticker at room temperature and not exposed to sunlight directly before or after apply the sticker.
- Please peel off liner instead of the facestock, wrongly peel method will result in causing damage to the facestock of the sticker.

CUT TO SIZE WITH BACK CUT

PRODUCT SPECIFICATION

Selected Size (mm)	Print Side & Print Colour	Paper Material	Finishing	Quantity (pcs)	Process Days (excluding order day & receive day)
54mm x 89mm	1 side - 1C (Front) Cyan / Magenta / Black - 4C (Front)	Mirror Kote	- Gloss / Matte Lamination - Soft Touch Lamination - Gloss Water Based Varnish - UV Varnish	<p>10 > 100 (increment by 10)</p> <p>150 > 1,000 (increment by 50)</p> <p>1,500 > 5,000 (increment by 500)</p> <p>6,000 > 10,000 (increment by 1,000)</p>	<p>Normal Order 10 - 1,000pcs</p> <p>+1 Day 1,500 - 4,500pcs</p> <p>+2 Days 5,000 - 10,000pcs</p>

Note:

1. Back cut is the cutting finishing applied on the back of the sticker to convenient user for peel off the sticker. Take note that the cutting line is random in orientation and position.

Example of the possible outcome:



MULTIPLE DIELINE LABEL STICKER

PRODUCT SPECIFICATION

Delivery Sheet Size (mm)	Quantity (sheets)	Print Side & Print Colour	Paper Type	Finishing		Process Days (excluding order day & receive day)
				Compulsory	Optional	
317mm x 425mm (A3+)	1, 2, 3, 5, 10, 20, 30, 40, 50, 60, 70, 80, 90, 100, 200, 300, 400, 500	1 side - 1C (Front) Cyan / Magenta / Black - 4C (Front) - 4C + White (Applicable for Transparent OPP only)	- Mirror Kote - Printing Paper - Transparent OPP - Synthetic Paper - White PP (Polypropylene)	Die-Cutting	Colour Protective Finishing Mirror Kote - Gloss Lamination - Matte Lamination - Soft Touch Lamination - Gloss Water Based Varnish - UV Varnish Printing Paper - None Transparent OPP - Gloss Lamination - Matte Lamination - Soft Touch Lamination Synthetic Paper - Gloss Lamination - Matte Lamination - Soft Touch Lamination White PP (Polypropylene) - Gloss Lamination - Matte Lamination - Soft Touch Lamination Bright Silver Polyester - None Matte Silver Polyester - None	Normal Order 1 day Normal with Colour Protective Finishing +1 day
210mm x 297mm (A4)	2, 4, 6, 10, 20, 40, 60, 80, 100, 120, 140, 160, 180, 200, 400, 600, 800, 1,000	- White (Applicable for Transparent OPP only)				
148mm x 210mm (A5)	4, 8, 12, 20, 40, 80, 120, 160, 200, 240, 280, 320, 360, 400, 800, 1,200, 1,600, 2,000					
312mm x 407mm	1, 2, 3, 5, 10, 20, 30, 40, 50, 60, 70, 80, 90, 100, 200, 300, 400, 500	1 side - 1C (Front) Cyan / Magenta / Black - 4C (Front)	- Bright Silver Polyester - Matte Silver Polyester			
198mm x 297mm	2, 4, 6, 10, 20, 40, 60, 80, 100, 120, 140, 160, 180, 200, 400, 600, 800, 1,000					
148mm x 198mm	4, 8, 12, 20, 40, 80, 120, 160, 200, 240, 280, 320, 360, 400, 800, 1,200, 1,600, 2,000					

LABEL STICKER MATERIAL REFERENCE GUIDE

PRODUCT SPECIFICATION

Material	Printing Paper	Mirror Kote	Brown Craft Paper	Transparent OPP	White PP	Removable White PP	Synthetic Paper	Warranty Sticker	Bright Silver Polyester	Matte Silver Polyester
Ideal For	<ol style="list-style-type: none"> ① Dry surface ② Writing purpose (Easy for writing) ③ Economical 	<ol style="list-style-type: none"> ① Any flat surface - paper, plastic, glass, metal ② Dry surface ③ Economical 	<ol style="list-style-type: none"> ① Dry surface ② Writing purpose (Easy for writing) 	<ol style="list-style-type: none"> ① Cosmetic product ② Health / Beauty product ③ Food product ④ Bottle ⑤ Window / Glass 	<ol style="list-style-type: none"> ① Cosmetic product ② Toiletry ③ Beverage with moisture resistance 	<ol style="list-style-type: none"> ① Temporarily marking items ② Store coupons ③ Limited-time promotions 	<ol style="list-style-type: none"> ① Frozen food and beverage ② Cosmetic product ③ Toiletry ④ Promotional Labeling - that requiring durability with resistance to moisture and oily surface 	<ol style="list-style-type: none"> ① Seal on fakes proof products ② Drugs ③ Cosmetic ④ Food container ⑤ Packing and confidential documents 	<ol style="list-style-type: none"> ① Asset / Identification ② Warning info label ③ Product instruction ④ Electrical appliance and service labels 	<ol style="list-style-type: none"> ① Asset / Identification ② Warning info label ③ Product instruction ④ Electrical appliance and service labels
	Can be enhanced by surface finishing (water resistance) Refer Condition Of Usage									
Any Size or Shape	✓	✓	✓	✓	✓	✓	✓	X	✓	✓
Adhesive	Permanent	Permanent	Permanent	Permanent	Permanent	Removable	Permanent	Permanent	Permanent	Permanent
Optional Finishing / Colour Protective Finishing	-	- Gloss Lamination - Matte Lamination - Soft Touch Lamination - Gloss Water Based Varnish - UV Varnish	-	- Gloss Lamination - Matte Lamination - Soft Touch Lamination	- Gloss Lamination - Matte Lamination - Soft Touch Lamination	- Gloss Lamination - Matte Lamination - Soft Touch Lamination	- Gloss Lamination - Matte Lamination - Soft Touch Lamination	-	-	-
Water Resistance	Please refer "Condition Of Usage In Next Page"									
Tear Resistance	X	X	X	✓	✓	✓	✓	X	✓	✓
Print Color	CMYK	CMYK	CMYK	CMYK + White	CMYK	CMYK	CMYK	CMYK	CMYK	CMYK
Stock Color	Rough Matte White	Glossy White	Natural Brown	Transparent (Clear)	Glossy White	Glossy White	High Opacity Matte White	Brittle White	Bright Silver	Matte Silver
Thickness (Micron)	100	90	90	40	70	70	90	55	40	40

Note:

1. This is the guideline to choose the material. Final application is subjected to consumer reasonable or logical handling method.
2. The finish and stock color refer to the nature of material surface. It is only as reference due to application of additional process such as would affect the nature of material.


ADHESION BETWEEN STICKER AND SUBSTRATE MATERIAL

PRODUCT SPECIFICATION

Material	Printing Paper		Mirror Kote		Brown Craft Paper		Transparent OPP		White PP		Removable White PP		Warranty Sticker		Synthetic Paper		Bright Silver Polyester		Matte Silver Polyester		
	Flat Surface	Curve Surface	Flat Surface	Curve Surface	Flat Surface	Curve Surface	Flat Surface	Curve Surface	Flat Surface	Curve Surface	Flat Surface	Curve Surface	Flat Surface	Curve Surface	Flat Surface	Curve Surface	Flat Surface	Curve Surface	Flat Surface	Curve Surface	
High Surface Energy Plastic - PET and PVC	✓	✓	✓	✓	✓	✓	✓	✓	✓	✓	✓	✓	✓	✓	✓	✓	✓	✓	✓	✓	✓
Low Surface Energy Plastic - HDPE, LDPE and PP	✓	X	✓	X	✓	X	✓	✓	✓	✓	✓	✓	✓	✓	✓	✓	✓	✓	✓	✓	✓
Glass	✓	*✓	✓	*✓	✓	*✓	✓	✓	✓	✓	✓	✓	✓	✓	✓	✓	✓	✓	✓	✓	✓
Coarse Glass	X	X	X	X	X	X	X	X	X	X	X	X	X	X	X	X	X	X	X	X	X
Metal	✓	✓	✓	✓	✓	✓	✓	✓	✓	✓	✓	✓	✓	✓	✓	✓	✓	✓	✓	✓	✓
Paper Board / Corrugated Board	✓	✓	✓	✓	✓	✓	✓	✓	✓	✓	✓	✓	✓	✓	✓	✓	✓	✓	✓	✓	✓

Note:
 For *✓ Glass with Curve Surface might having minor curl issue.
 - Results shown at table above were the results without lamination finishing, for additional finishing process please refer "Conditional of Usage".

Resin Identification Code



Resin Identification Code is the standard code indicate in the material surface to identified material type.

CONDITION OF USAGE

PRODUCT SPECIFICATION

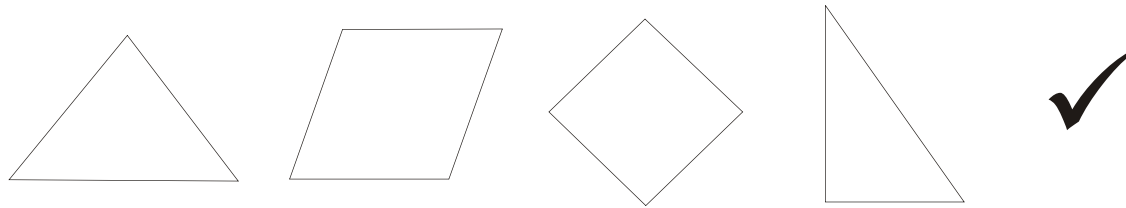
Paper Type / Finishing	Surface		Water Resistant		Scratch Resistant
	Flat	Curve	Paper Material	Printing Ink	Printing Ink
Mirror Kote					
Without Finishing	√	Precaution	x	x	x
Gloss Water Based Varnish	√	Precaution	x	*✓	√
UV Varnish	√	Precaution	x	*✓	√
Gloss Lamination	√	x	x	√	√
Matte Lamination	√	x	x	√	√
Soft Touch Lamination	√	x	x	√	√
Printing Paper					
Without Finishing	√	Precaution	x	x	x
Brown Craft Paper					
Without Finishing	√	Precaution	x	x	x
Transparent OPP					
Without Finishing	√	Precaution	√	x	x
Gloss Lamination	√	Precaution	√	√	√
Matte Lamination	√	Precaution	√	√	√
Soft Touch Lamination	√	x	√	√	√
Synthetic Paper					
Without Finishing	√	Precaution	√	x	x
Gloss Lamination	√	Precaution	√	√	√
Matte Lamination	√	Precaution	√	√	√
Soft Touch Lamination	√	Precaution	√	√	√
White PP (with / without Removable Glue)					
Without Finishing	√	Precaution	√	x	x
Gloss Lamination	√	Precaution	√	√	√
Matte Lamination	√	Precaution	√	√	√
Soft Touch Lamination	√	Precaution	√	√	√
Warranty Sticker					
Without Finishing	√	Precaution	√	x	x
Bright / Matte Silver Polyester					
Without Finishing	√	Precaution	√	x	x

- Note:
- For water resistance of printing ink with gloss water based varnish and UV varnish with *✓ indicate the ink will still be peel off for long run.
 - The guide stated above are for reference only, we strongly advise to print at least 10 quantity for testing in order to avoid any unpleasant result. EXCARD shall not be held responsible for unavoidable after-effect for any Curve surface which under precaution.

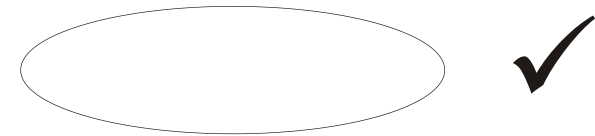
PRODUCT SPECIFICATION

Example of Standard Shape

- Standard shape with maximum up to 4 vertices



- Oval (with reflection symmetry curve only)




- Rectangle / Square with round corner (Custom radius)



- Capsule



Example of the Shape no fullfill standard shape requirement (Please use custom Die-Cut to make order)



PRODUCT SPECIFICATION

Cut To Size VS Die-Cutting

Order Example:

- Size: 100mm x 150mm
- Quantity: 20pcs

Cutting Method

Die-Cutting



You will get 3 sheets with total 20pcs
(Maximum 8pcs in 1 sheet in this size)

Cut To Size



(You will get this size in 20pcs)

PRODUCT SPECIFICATION

Size Dimension Details

